



TECH RIDER

LAST UPDATE: 04/2025

For technical questions:

PHONE/WHATSAPP

+39 335 6709344

EMAIL

bonjovitributeitaly@gmail.com

www.bonjovitribute.it

SCALE:
THIS SEGMENT = 1 meter

NEW JERSEY

STAGE
REFERENCE
SIZE:
8x5m

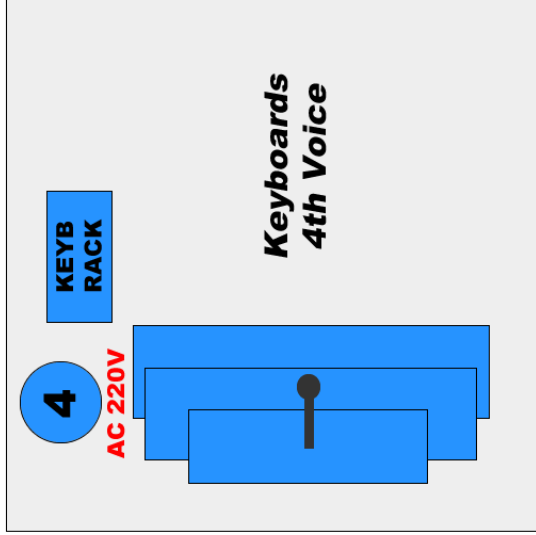
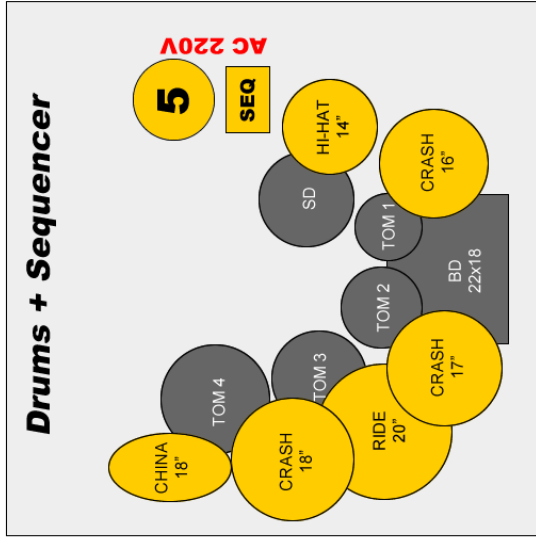
LEDWALL (WELCOME)

IMPORTANT INFO:

**POWER AC 220V:
6x REQUIRED**
(see positions on the plan)

The band uses digital equipment and in ear monitoring.
The stage is **MUTE** except for the drums.

The "circled numbers" are the musicians' INPUTS/OUTPUTS positions.
See details on the dedicated page "MUSICIANS' INPUTS/OUTPUTS"



1

AC 220V

WIRELESS
MIC & IEM
RACK + AC. GT
PROCESSOR

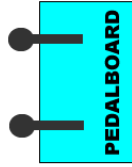
AC GTR
STAND

LOGO ROLL-UP
80x200cm

LOGO ROLL-UP
80x200cm

GUITARS
STAND

Guitar + 2nd Voice
2 MICROPHONE STANDS

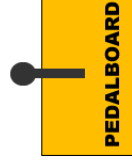


AC 220V

2

BASS
STAND

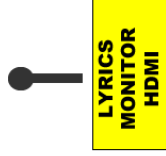
Bass + 3rd Voice
1 MICROPHONE STAND



AC 220V

3

Lead Voice + Ac. Guitar
STRAIGHT MICROPHONE STAND



AC 220V

NEW JERSEY

THE GREATEST TRIBUTE TO BON JOVI

BAND'S OWN BACKLINE

The band will usually bring its **full backline** as listed below, **except when travelling by flight** (in this case the backline will be discussed separately).

OWN BACKLINE LIST

- Personal instruments (guitars, bass, keyboards, processors...)
- Full drumset with cymbals.

***IMPORTANT:** (In case a shared drumset is provided, the band will usually bring just personal snare, cymbals and pedal). Please communicate this in advance.*

- Microphones for vocals including wireless and talkbox (not for the drumset).

***NOTE:** An AKG D112 is already installed and available inside the bassdrum.*

- In-ear monitoring systems
- Lyrics monitor
- Lead vocalist's white microphone stand

IMPORTANT NOTE:

The band will NOT share any personal instrument (including drumset) with any support band with no exception, please don't ask.

SOUND & LIGHTS SERVICE SHOULD PROVIDE:

- Well balanced P.A. & Lights system, (a ledwall is always welcome) with engineers.
As the stage is MUTE due to the use of digital equipment except for the drumset, front fill speakers are recommended.
- The band requires 20 channels + 5 independent aux for personal monitoring.
- Drum riser is required (2x2m, height 60cm), keyboard riser is welcome (2x2m, height 40cm).
- 4 microphone stands with Shure clamps (other than drumset microphone stands).
- 6x power strips located as indicated in the stage plan.



www.bonjovitribute.it



NEW JERSEY

THE GREATEST TRIBUTE TO BON JOVI

MUSICIANS' INPUTS/OUTPUTS

According with the **STAGE PLAN**:

- **6x Power Strips** must be placed as indicated by “**AC 220V**”.
- There are **5 locations** (see the **circled numbers** on the **stage plan**) for the cables from the **stagebox** to each single bandmember: please provide clean wirings following the requirements in the table below.

LEAD SINGER 1 XLR Out (splitted wireless microphone) 1 XLR Out (acoustic guitar processor) 1 XLR In (In Ear Monitor system input AUX1)	GUITARIST 1 XLR Out (splitted vocal microphone) 2 XLR Out (stereo guitar processor) 1 XLR In (In Ear Monitor system input AUX2)
BASS 1 XLR Out (splitted vocal microphone) 1 XLR Out (bass guitar processor) 1 XLR In (In Ear Monitor system input AUX3)	KEYBOARDIST 1 XLR Out (splitted vocal microphone) 2 XLR Out (stereo keyboards mix) 1 XLR In (In Ear Monitor system input AUX4)
DRUMS 1 XLR Out (sequencer - mono) 1 XLR In (In Ear Monitor system input AUX5)	

NOTE: This situation may slightly change when travelling by flight and/or when a filler musician is replacing an official bandmember.



NEW JERSEY

THE GREATEST TRIBUTE TO BON JOVI

MIXING GUIDE (FOH)

- The band has **MUTE stage** except for the drumset (front fill speakers are recommended).
- The band uses **digital equipment** with **studio designed sounds**: it's highly recommended to start with **FLAT EQ** and just make little adjustments only if required.

FOH MIXING LEVELS:

For the band's optimal sound please follow the following simple rules.

Assuming **drums, bass** and **lead vocals** are **standard balanced** on your taste:

- **Lead guitar** must be **10% higher** than **keyboards**.
- **Guitar voice** must be at the **same level** as **lead voice**.
- **Bass voice** must be **20% less** than lead voice.
- **Keyboard voice** must be **40% less** than lead voice.
- Sequencer must be balanced on soundcheck.

NOTE: These rules may slightly change when a filler musician is replacing an official bandmember.



www.bonjovitribute.it



NEW JERSEY

THE GREATEST TRIBUTE TO BON JOVI

BANDMEMBERS' MONITORING

Each bandmember has an **own splitter** and a **personal monitor mixer**, so each musician is independent for his personal instrument and his personal voice.

Please provide the following **starting point levels** in the monitors before the soundcheck.

MONITORING LEVELS

	VOCALIST AUX 1	GUITARIST AUX 2	BASSIST AUX 3	KEYBOARDIST AUX 4	DRUMMER AUX 5
KICK	-	40%	40%	100%	40%
SNARE	-	40%	40%	-	40%
HI-HAT	-	-	-	70%	-
BASS	-	-	-	50%	60%
GUITAR	80%	-	70%	50%	80%
KEYBOARD	80%	80%	80%	-	70%
AC. GUITAR	60%	-	-	-	-
LEAD VOCALS	-	100%	90%	70%	100%
GUITAR VOCALS	-	-	-	-	80%
BASS VOCALS	-	-	-	-	-
KEYBOARD VOCALS	-	-	-	-	-
SEQUENCER	50%	50%	50%	50%	50%

NOTE:

This situation may change when travelling by flight and/or when a filler musician is replacing an official bandmember.



NEW JERSEY

THE GREATEST TRIBUTE TO BON JOVI

CHANNEL LIST

INSTRUMENT	TYPE OF SIGNAL	PERSONAL
01 KICK	MIC	D112 INSIDE
02 SNARE	MIC	
03 TOM1	MIC	
04 TOM2	MIC	
05 TOM3	MIC	
06 TOM4	MIC	
07 HI-HAT	MIC	
08 OH L	MIC	
09 OH R	MIC	
10 SEQUENCER	LINE BALANCED XLR	
11 SEQUENCER	LINE BALANCED XLR	
12 BASS	LINE BALANCED XLR	
13 GUITAR L	LINE BALANCED XLR	
14 GUITAR R	LINE BALANCED XLR	
15 KEYBOARDS MIX L	LINE BALANCED XLR	
16 KEYBOARDS MIX R	LINE BALANCED XLR	
17 AC. GUITAR	LINE BALANCED XLR	
18 LEAD VOX	MIC	SHURE BETA 58A WIRELESS
19 GUITAR VOX	MIC	SHURE BETA 58A
20 BASS VOX	MIC	SHURE BETA 58A
21 KEYBOARD VOX	MIC	SHURE SM58

MONITORING

AUX SEND	TYPE	PERSONAL IEM SYSTEM
1 LEAD VOCALIST	IEM	YES
2 GUITAR	IEM	YES
3 BASS	IEM	YES
4 KEYBOARD	IEM	YES
5 DRUMS	IEM	YES



www.bonjovitribute.it

